








Kurzfristige Prognose

Stations-Durchschnitte

	 °C	 %	 hPa	 km/h	 mm/h	 °C
13 Mar	12.9 / 3.9	57.7	1019.5	1.7	0.9	10.5 / 1.4
14 Mar	12.0 / 3.5	65.6	1025.1	1.0	3.6	10.0 / 1.3
15 Mar	10.3 / 3.5	71.7	1024.6	1.1	3.6	8.6 / 1.2
16 Mar	12.7 / 4.1	67.7	1027.5	1.0	0.6	11.1 / 2.1
17 Mar	13.5 / 4.2	66.1	1030.7	0.7	0.6	12.1 / 2.1
18 Mar	11.4 / 3.8	64.5	1030.1	0.6	0.4	10.2 / 0.5
19 Mar	13.6 / 2.3	59.8	1011.4	0.7	0.4	11.7 / -0.9
20 Mar	14.2 / 1.4	56.2	1014.0	0.7	2.9	11.0 / -1.5
21 Mar	11.0 / 3.7	57.4	1013.2	1.4	0.1	6.1 / 1.1

Stationsextreme

	 °C	 %	 hPa	 km/h	 km/h	 mm/h	 °C
13 Mar	18.7 2022	82.0 2019	1027.6 2020	6.0 2021	25.0 2021	3.6 2019	16.8 2022
	0.6 2022	30.0 2020, 2022	0.0 2019	-	-	-	-2.5 2022
14 Mar	18.4 2022	89.0 2019	1034.5 2022	5.0 2019	21.0 2019	14.2 2019	16.6 2022
	1.5 2020	34.0 2022	0.0 2019	-	-	-	-1.0 2020
15 Mar	17.7 2020	92.0 2019	1034.1 2022	3.0 2019, 2020	16.0 2019	14.2 2019	15.6 2020
	0.2 2020	34.0 2020	0.0 2019	-	-	-	-2.5 2020
16 Mar	21.3 2020	89.0 2019	1032.8 2020	4.0 2019	20.0 2019	2.5 2019	20.2 2020
	1.9 2020	33.0 2020	0.0 2019	-	-	-	-0.6 2020
17 Mar	18.7 2020	78.0 2021	1037.5 2020	4.0 2019	17.0 2019	2.5 2019	17.8 2020
	1.9 2021	33.0 2019	0.0 2019	-	-	-	-0.5 2021
18 Mar	22.5 2020	86.0 2020	1041.6 2022	3.0 2021	12.0 2021	1.5 2019	22.1 2020
	0.3 2021	41.0 2020	950.0 2019	-	-	-	0.0 2022
19 Mar	21.9 2020	87.0 2019	1041.3 2022	3.0 2021	10.0 2021	1.5 2019	21.3 2020
	-0.7 2021	36.0 2022	950.5 2019	-	-	-	0.0 2022
20 Mar	20.0 2020	84.0 2020	1036.2 2022	3.0 2019, 2020, 2021	11.0 2019, 2021	11.5 2020	19.6 2020
	-2.7 2021	30.0 2022	957.3 2019	-	-	-	0.0 2022
21 Mar	18.9 2022	93.0 2019	1038.3 2022	6.0 2019, 2020	25.0 2020	0.3 2020	12.0 2019, 2020
	0.9 2021	29.0 2019	956.7 2019	-	-	-	0.0 2022

Almanach

